

# Children and young people charged in Youth Court

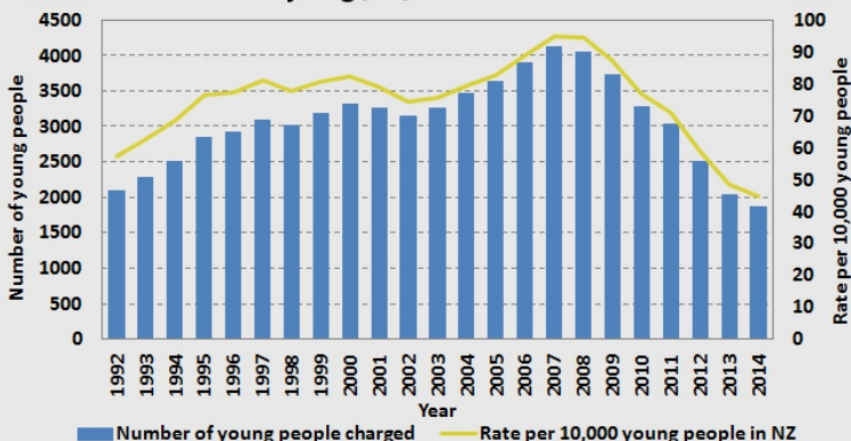
## Youth Court statistics for 10-16 year olds in the year ending December 2014

The number of children (10-13) and young people (14-16) charged in court is the lowest in over a decade

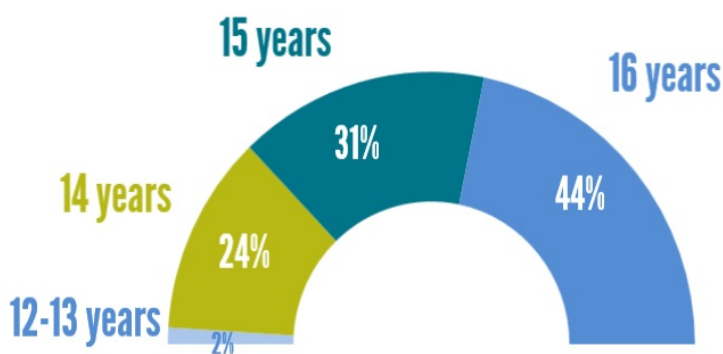
The number of children and young people who appeared in the Youth Court:

- ↓ Decreased by 8% since 2013
- ↓ Decreased by 55% since 2007 peak
- ◀ Made up 2% of all people appearing in any court in 2014

Children and young people in Youth Court 1992 - 2014



Decline in last 5 years seen across age groups, gender and ethnicity



	Māori	European	Pacific People
2010	1,800	1,092	312
2014	1,140	450	219
Decreased by	37%	59%	29%

Proportion in Youth Court who are Māori is increasing



## Most charges are proved, and plans formulated at Family Group Conferences are followed

Instead of undertaking a Family Group Conference plan, some children and young people receive these formal court orders

- 120 orders for custodial detention which must be followed by supervision
- 105 orders for a compulsory community programme which may be followed by supervision
- 66 community work orders
- 243 supervision orders

The number of transfers from Youth Court to District Court for sentencing is dropping



Murder and manslaughter, jury trials and most traffic offences must be dealt with in the District or High Courts.

# Trends in Child and Youth Apprehensions



## Apprehension statistics for 10-16 year olds for the year ending June 2014

The number of apprehensions of children (10-13) and young people (14-16) is the lowest in over 20 years

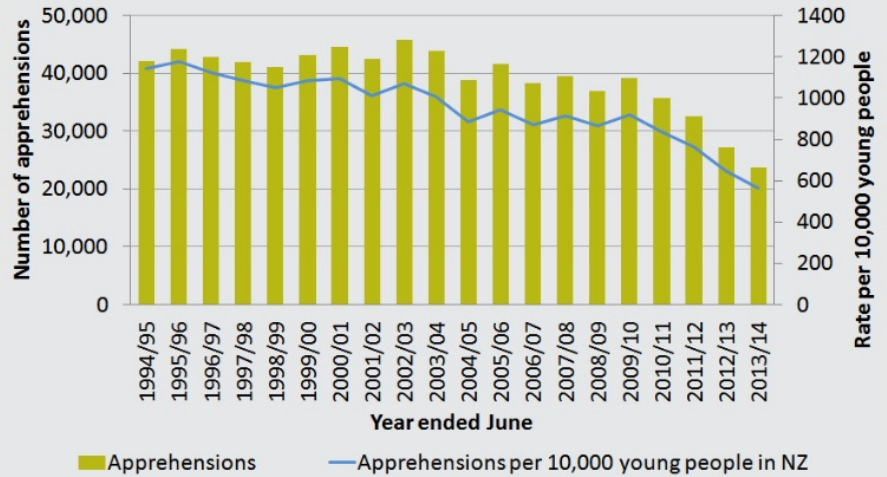
The number of apprehensions of children and young people:

↓ decreased by 13% since 2012/13

↓ decreased by 40% since 2009/10

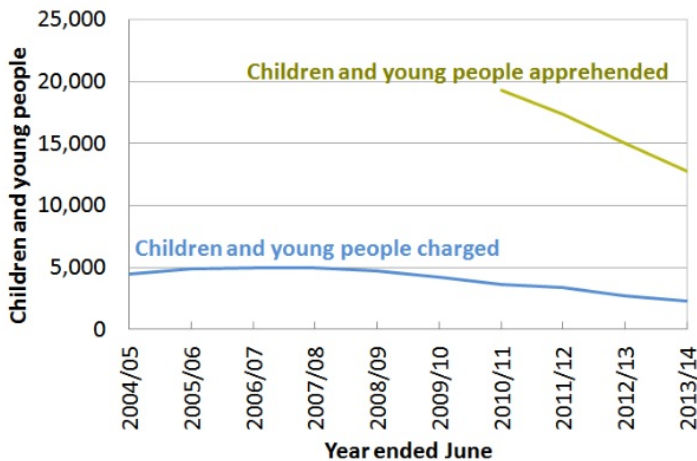
↓ is 15% of all apprehensions (was 20% in 2004/05)

Number and rate of child and youth apprehensions per year



### One in five of those apprehended is charged

Children and young people apprehended and charged



### Property offences most common

46% burglary or theft

29% property damage or public order

16% offences involving robbery or violence

↓ Apprehensions for all offence types have decreased over the last five years

### Decrease in apprehensions seen across ethnic groups

	Māori	European	Pacific people
2009/10	20,081	15,018	2,909
	↓	↓	↓
2013/14	13,364	7,314	2,179
Decreased by	-33%	-51%	-25%

### Three quarters of those apprehended are male

