



Juvenile Justice Policy and Oversight Committee

Oct. 18th, 2018


Legislative Office Building

2pm Room 2B

Progress Report



- Update:
 - Transfer of Juvenile Justice Functions from DCF to Judicial
- Presentation:
 - Recommendations and Findings from the Study of Community-Based Programs and Services



***Update:
Transfer of Juvenile Justice
Functions from DCF to
Judicial***

Judicial Branch CSSD Update on JJ Transfer



- Supervision of 172 children transferred from DCF to JB CSSD on July 1st
- Juveniles were placed under Probation Supervision by operation of law. Court hearings by October 1st to review orders.
- Approximately 50 children were in out-of-home placement.
- Expanded community-based services
 - Six FREE programs picked up by Judicial through December 31st
 - MST TAY and MST-FIT contracts transferred from DCF
 - Treatment Foster Care Oregon (TFCO) available January 1st
 - Flex Funds expanded for wraparound services and supports
 - Assumed full funding for LISTS (\$300,000 total)
 - LYNC program model bid to replace CYFSCs for January 1st

Implementation Timeline to Date

- October 31, 2017: Budget passes including the Transfer of Juvenile Justice from DCF to Judicial
- January 1, 2018: Funding for JJ services transferred from DCF to Judicial
- February: MOA is executed between Judicial & DCF to transfer money back to DCF for last 2 Qs of FY18
- February – June: Judicial works with other system stakeholders on legislation to effectuate transfer
- February 23: Judicial issues RFP for Secure Community Based Programs
- February 28: Judicial Issues RFP for Staff Secure Community Based Programs
- May 8th: Legislation passed to effectuate the transfer and provide new juvenile court requirements. Public Act 18-31 signed by the Governor.
- CSSD revises Juvenile Probation and Residential Services policies and procedures to incorporate the changes
- May – Present: Judicial plans and implements REGIONS treatment services in Detention Centers
- July 1st: Judicial enters into a contract with Journey House, MST TAY, FREE Programs, and assumes full funding of LISTS
- July 1st: Judicial assumes responsibility for payment of services for those juveniles in congregate care due to delinquency. Later in July, Judicial enters contracts with providers in order to make new referrals.
- August 1st: First juvenile admitted to the REGIONS program.

CJTS Replacement

- Designed and bid a program treatment model: REGIONS
- Input from providers, advocates, other stakeholders
- Consultation from the Center for Juvenile Justice Reform (CJJR), Council of Juvenile Correctional Administrators (CJCA) and Penny Sampson, Dr. Keith Cruise (Fordham University), Dr. Monique Marrow (Center on Trauma & Children at UKy, Center for Trauma Recovery and Juvenile Justice at UCHC)
- Court order of 'Probation Supervision with Residential Placement'
- Purpose is to reduce recidivism risk and improve well-being
- Length of stay dependent on treatment progress and goal attainment


REGIONS Treatment Programs

(Re-Entry, Goal Oriented, Opportunity to Nurture Success)

- Focus on building skills, changing thinking, education and vocational opportunities, as well as, building positive community connections and relationships
 - Positive Youth Development approach
 - Trauma-informed, therapeutic & nurturing environment
 - Supportive & collaborative learning environment (youth voice)
 - Build skills to self-regulate, cultivate prosocial thinking, and develop healthy and supportive relationships with adults and peers
 - Address overall well-being to ready child to step down to next level of care or transition to community
- REGIONS-Secure bid generated one proposal for boys; not awarded.
 - New RFP to serve boys will be issued this Fall.
 - Journey House, a secure residential facility for girls formerly operated by DCF, serves girls (13 beds).
- REGIONS-Secure provided at Hartford and Bridgeport Detention (12 beds each center)
 - Yale Behavioral Health providing treatment services
- Three REGIONS-Staff Secure programs for boys recommended for award. Two contracts awarded providing 20 beds anticipated for November 1st.

Per Diem Residential Treatment Providers


- Also using “per diem bed” providers for specialized needs when delinquency is a secondary problem (complex psychiatric issues, significant substance disorder, problem sexual behavior, developmental disability)
- 10 contracts awarded to date
- Issuing RFQ again to attract more providers



***Recommendations and Findings
from the Study of Community-
Based Programs and Services***

***Presentation to JJPOC
10/18/18***

Purpose of Study




Overall, the purpose of this study is to address the legislative mandates pursuant to:

- **Public Act 14-217**, which called for an *assessment of the system of community-based services for children and youths who are under supervision*
- **Public Act 07-04**, which called for *raising the maximum age of the juvenile court jurisdiction from 15 to 17 years old.*

Youth included in study (n=3,986) were:


- Adjudicated delinquent (*excludes FWSN*)
- Supervised under juvenile probation (*for the first time*)
- Received community-based programs and services
- Never received out-of-home placement

Research Questions Addressed



1. What are commonly used community-based programs for youth under supervision?
2. What needs are the programs being implemented designed to meet?
3. How has attendance of those programs varied before, during, and after RtA?
4. What is the overlap between program eligibility and program selection?
5. How have program outcomes varied before, during, and after RtA?

Focus of Discussion




- Relevant Findings from Stage Agency Data (2005-2015)
- Relevant Findings from Focus Groups with Key Stakeholders (2017)
 - Juvenile Probation Officers and Supervisors
 - Programs and Services Staff responsible for contract oversight
 - Service Providers for programs serving youth on probation
 - Legal Advocates serving youth on probation
- Conclusion and Recommendations to JJPOC

Information/Data Reviewed:



- Most commonly used interventions for youth under supervision
- Characteristics about the youth
- Additional analyses of justice outcomes:
 - Length of supervision
 - Rearrests after 12 months
- Feedback from Practitioners working with youth

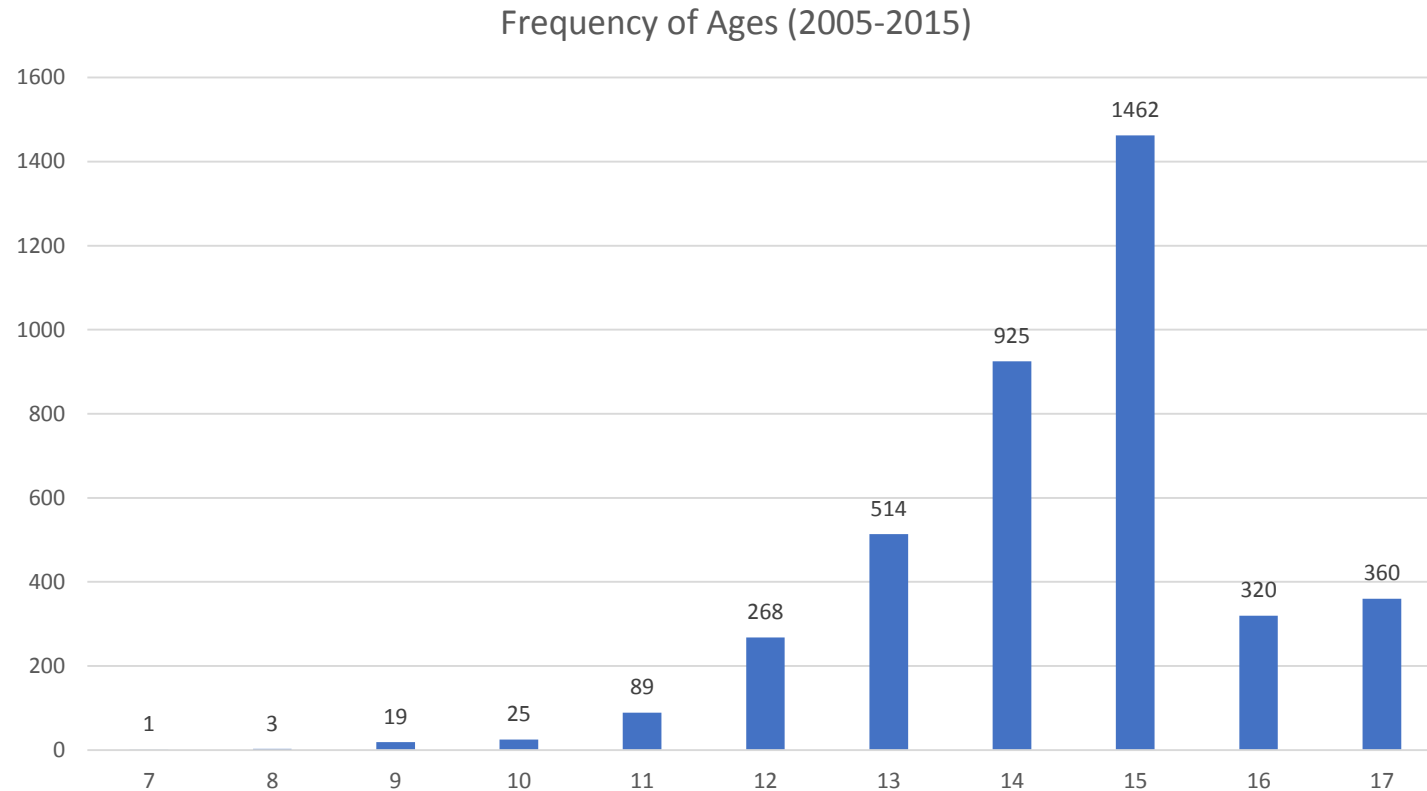
Most commonly used community-based interventions for youth under supervision



Full Name	Model Type	JRRC	YES	CYFSC	FSC
Multi-Systemic Therapy	In-Home Therapy				
Brief Strategic Family Therapy	In-Home Therapy	✓	✓		
Aggression Replacement Therapy/Treatment	Group Intervention within a Larger Program	✓	✓	✓	✓
Trauma Affect Regulation: Guide for Education and Therapy	Group Intervention within a Larger Program	✓	✓	✓	✓
Intensive In-Home Child & Adolescent Psychiatric Services	In-Home Therapy				
Voices	Group Intervention within a Larger Program	✓	✓	✓	✓
Motivational Enhancement Therapy & Cognitive-Behavioral Therapy	Group Intervention within a Larger Program	✓			✓
Viewpoints (SPST)	Group Intervention within a Larger Program	✓	✓		

Relevant Findings from Data

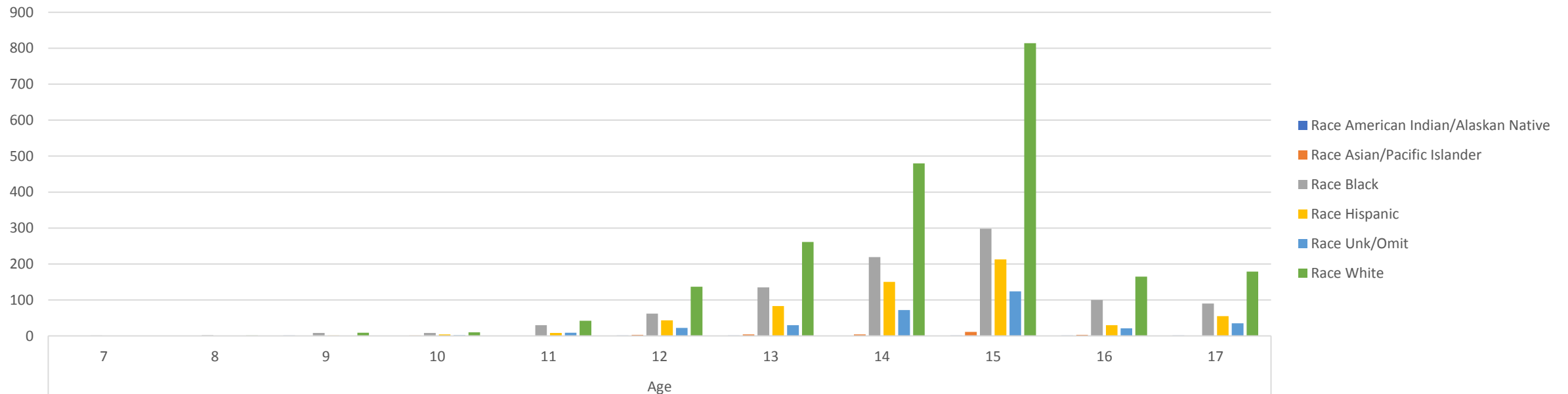
- **Most commonly youth under supervision who received services were:**
 - **15 years old across all periods (pre, during, and post-RTA)**



Relevant Findings from Data

- **Most commonly youth under supervision who received services were:**
 - **White across all time periods (pre, during, and post-RTA)**
 - **However, the proportion of Hispanic youth went down and the proportion of Black youth went up.**

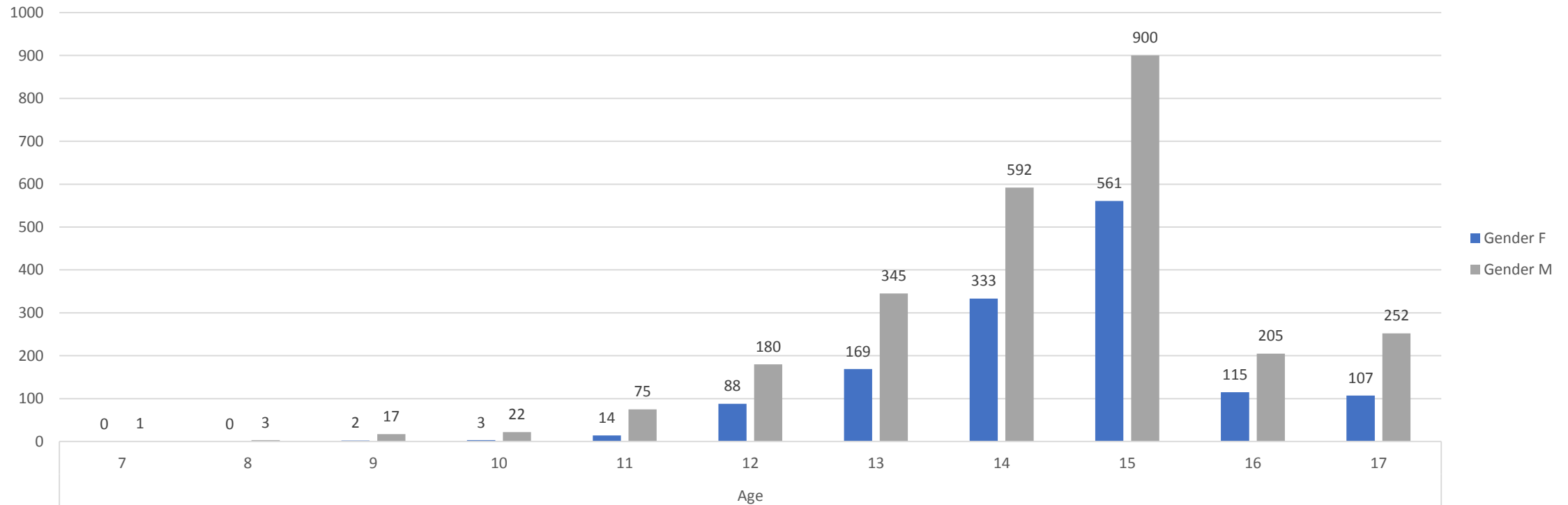
Breakdown of Age by Race




Relevant Findings from Data

- **Most commonly youth under supervision who received services were:**
 - **Male across all periods (pre, during, and post-RTA)**

Breakdown of Age by Gender




Relevant Findings from Data




- **Most commonly youth under supervision who received services were:**
 - Residing and offending in the same region (86.3%)
 - River Valley is highest for offense and residence for total time period
 - Receiving less than 160 days on probation (50%)
 - 18.3% received 91-92 days of probation
 - 27.3% received 181-184 days of probation
 - 1 year rearrests rates were highest pre-RTA (14.2%) and lowest post-RTA (13.5%)

Relevant Findings from Data



- Program Attendance/Completion:
 - Top 8 Interventions:
 - 20% of youth received services from the top 8 interventions identified
 - 75% of youth are recorded as having completed services.
 - Group Interventions in the top 8:
 - 11.1% of youth received services from the group interventions identified
 - 83% of youth are recorded as having completed services.
 - Home interventions in the top 8:
 - 4.1% of youth received services from the home interventions identified
 - 64% of youth are recorded as having completed services.

Feedback from Practitioners




When asked about addressing youth's needs, the following were brought up:

- Working with youths' probation officers, service providers, and families
- The Juvenile Assessment Generic (JAG), Clinical assessments, Trauma screens, and School Records

When asked about the overlap between program eligibility and program selection, the following were brought up:

- Programs are selected based on their ability to address youths' criminogenic needs
- Probation officers identify appropriate programs and services for their clients under supervision

Feedback from Practitioners




When asked about issues or concern, the following were brought up:

- Use of data collected and impact on services implemented
- Definitions for successful program completion
- Awareness of impact on youth post-service delivery period
- Wait list for services

When asked to provide advice, the following were brought up:

- Increased inter-agency data sharing
- Increased family involvement
- Increased use of flex funds
- Increased opportunities for cultural competency training
- Follow up information provided for youth served

Conclusions




- Justice outcomes post-RTA are the same or better than they were pre-RTA.
- The system of programs and services available to youth under supervision has changed substantially over the past decade.
 - Data collection about programs has improved and new data systems have been implemented.
- Evaluation is required to say that youth who receive a certain program have better outcomes than youth who did not.
 - This requires a program-specific approach and prospective planning for proper data collection and analysis to be possible
- Retrospective data on programs that have already been modified and improved over time makes it difficult to offer additional recommendations.


Recommendations for JJPOC



- Two unaddressed research questions:
 6. What program features are associated with successful program outcomes?
 7. Are the fulfillment of program-specific outcomes associated with successful program outcomes?
- The model for programming has changed significantly over the past decade. In order to assess the role program features have on successful program outcomes, specific programs should be identified and data collection/analysis should proceed strategically.
 - Within each program, there are specific outcomes beyond completion and future system involvement. This data is most likely captured at the provider level and researchers should coordinate with service providers to conduct more evaluative studies.



Discussion



***Next JJPOC Meeting
November 15th, 2018
2:00-3:30 PM***