


***Juvenile Justice
Policy and Oversight
Committee***

***October 19th, 2017
Legislative Office
Building
2pm Room 2D***


Progress Report

- JJPOC New Member and work group changes
 - Susan Hamilton, Esq. Deputy Chief Public Defender
 - Abby Anderson, Executive Director of Connecticut Juvenile Justice Alliance new co-chair of the Recidivism work group
- Progress report on
 - Strategic goals
 - Results Based Accountability
 - IMRP report on Juvenile Parole Recidivism




Diversion Work Group Update

Diversion Work Group Update




- Screening Tool for Youth Service Bureau
- Status Report
 - School-based diversion plan
- Truancy subgroup
 - Referral form and Guidance document
 - Catalog of Truancy Intervention Models
- Communication and Implementation Strategy
 - Trainings for district and school staff
 - Communication to districts
 - Youth Service Bureau and LIST presentations
 - Additional trainings and presentations

Diversion Work Group Update




- Truancy and Chronic Absenteeism
 - Definitions
 - Connection between the Chronic Absenteeism Prevention and Intervention Guide and the Catalog of Truancy Intervention Models
 - Why attendance matters
 - What schools are doing to support regular attendance



2017 Annual Report on Strategic Goals

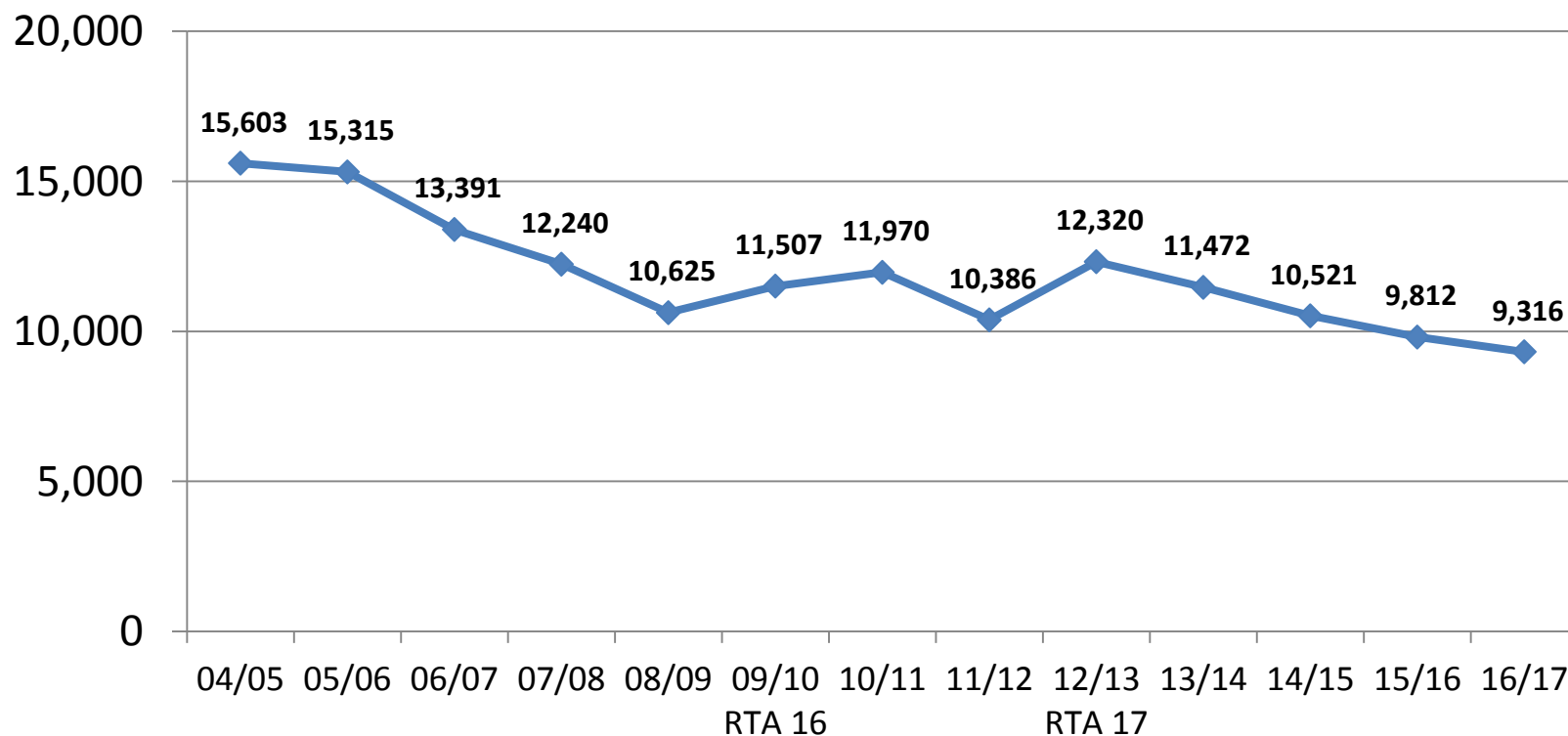

Target Goals

- Goals established in June 2015
- By June 30, 2018:
 - Increase the number diverted by 20%
 - Decrease the number incarcerated by 30%
 - Decrease re-arrest rate by 10%

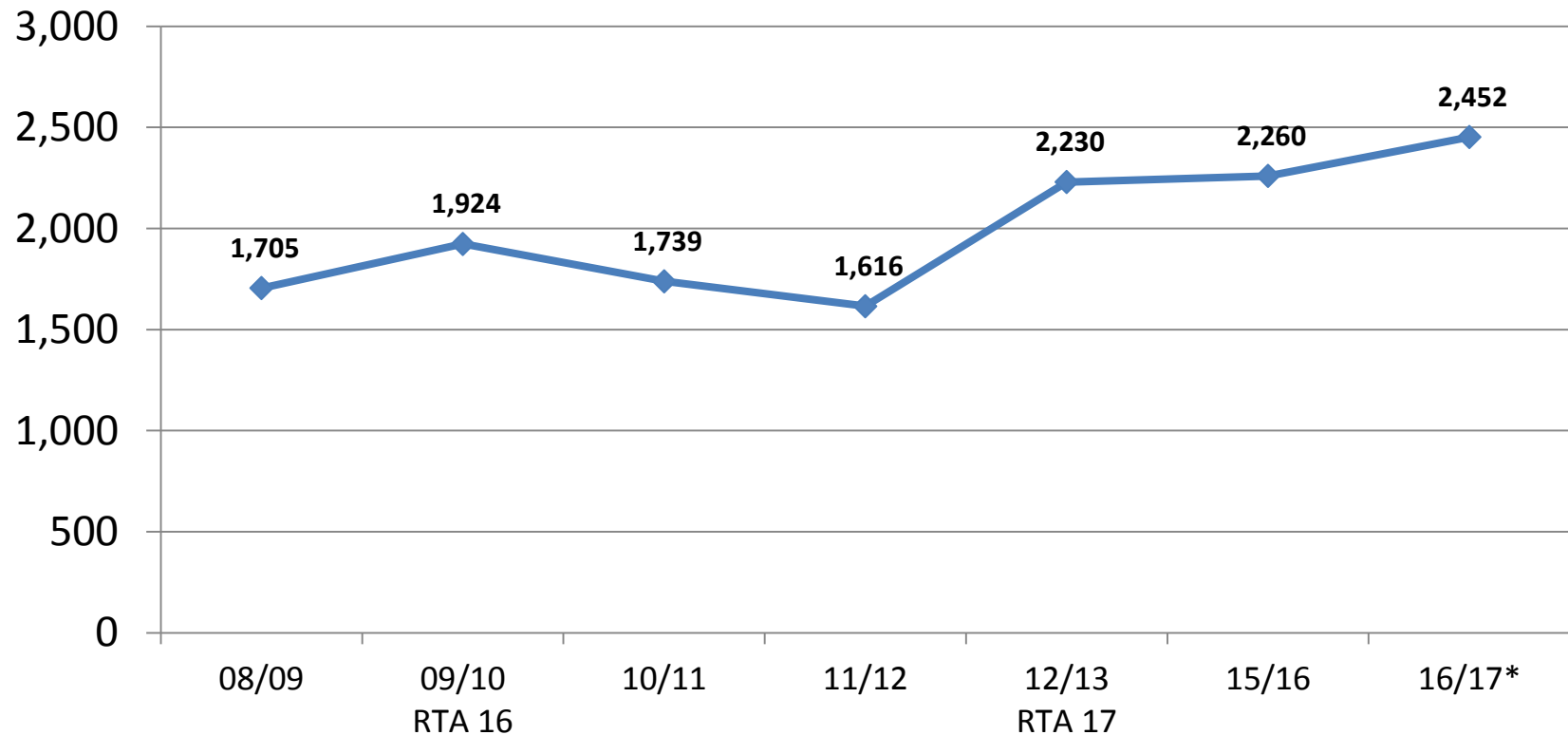



Diversion

Delinquency Referrals to Juvenile Court by FY, 2005-17




Statewide Juvenile Review Board Referrals by FY, 2009-17



*25 JRBs have not reported figures

Diversion Goal Summary

Goal: 20% Reduction



Juvenile Delinquency Referrals


FY14 Baseline	11,471
Goal (by FY18)	9,178
Progress through FY17	9,316
Percent reduction	-18.8%

- **Status:** On track to meet goal

Juvenile Review Board Referrals

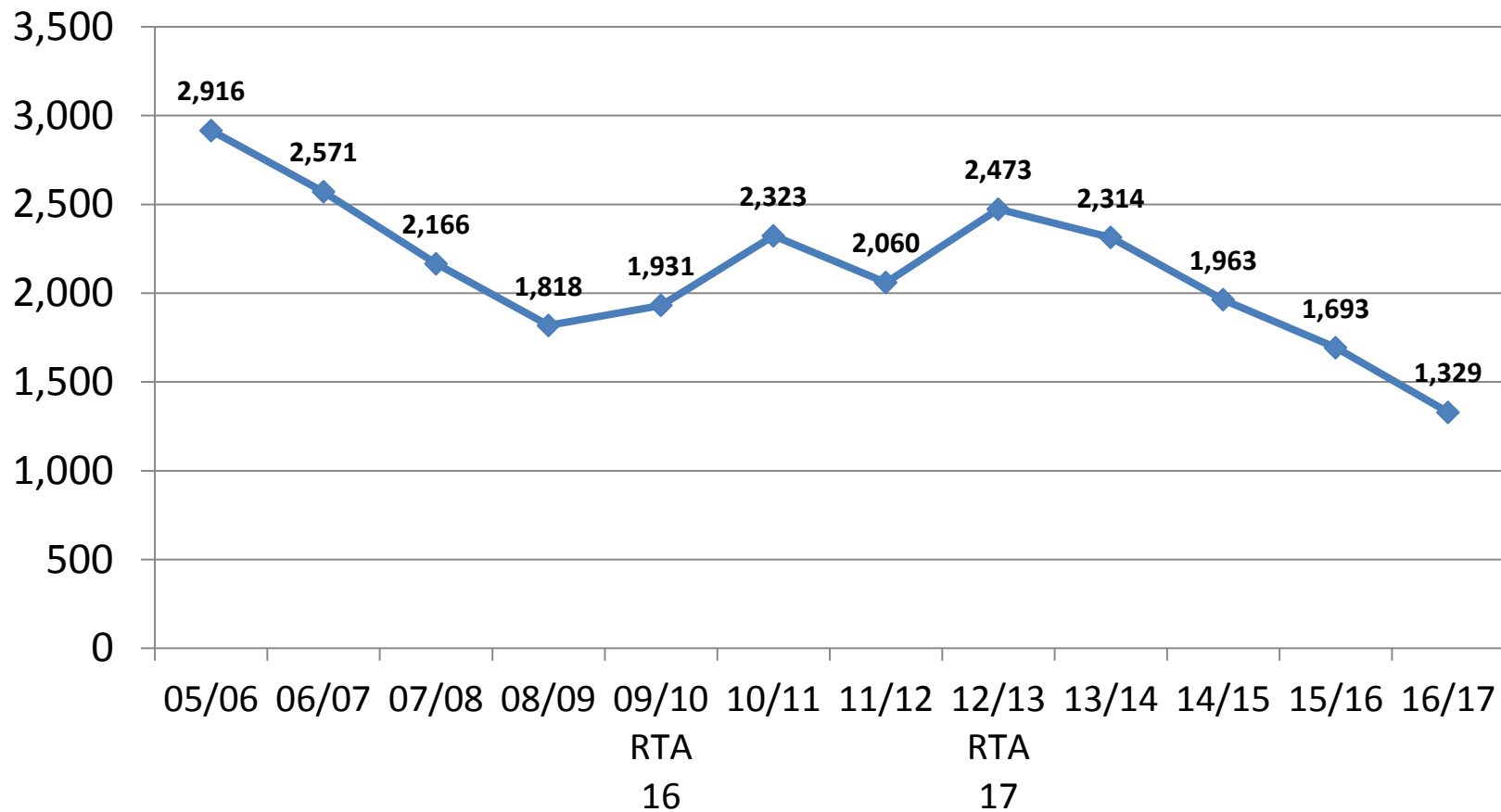
FY13 Baseline	2,230
Goal (by FY18)	2,676
Progress through FY17	2,452
Percent increase	10%

- **Status:** Slow progress toward goal.
- **Note:** 25 JRBs have not reported referral data as of 10/17/2017

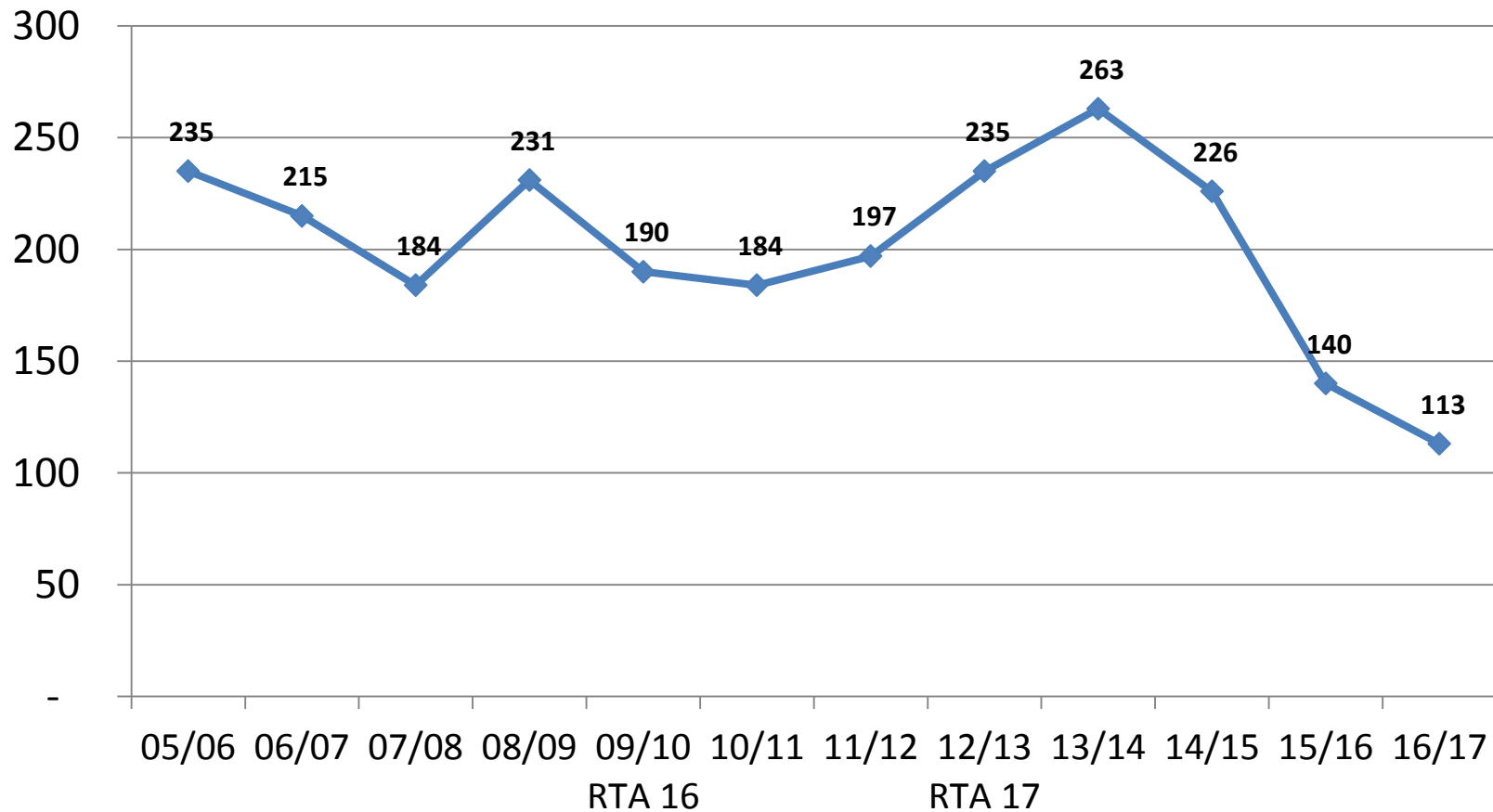



Incarceration

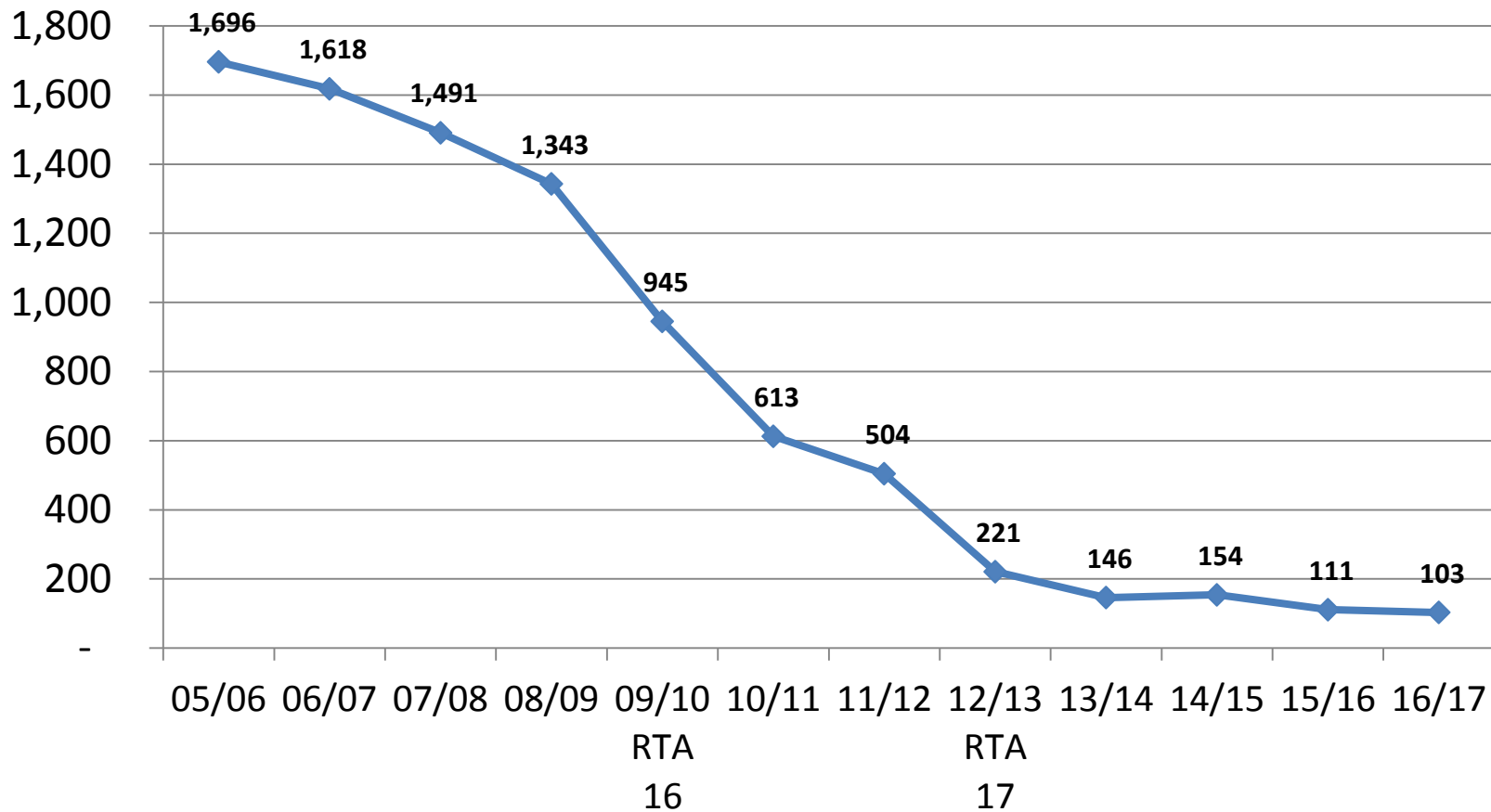

State-run Juvenile Detention Center Admissions by FY, 2006-17



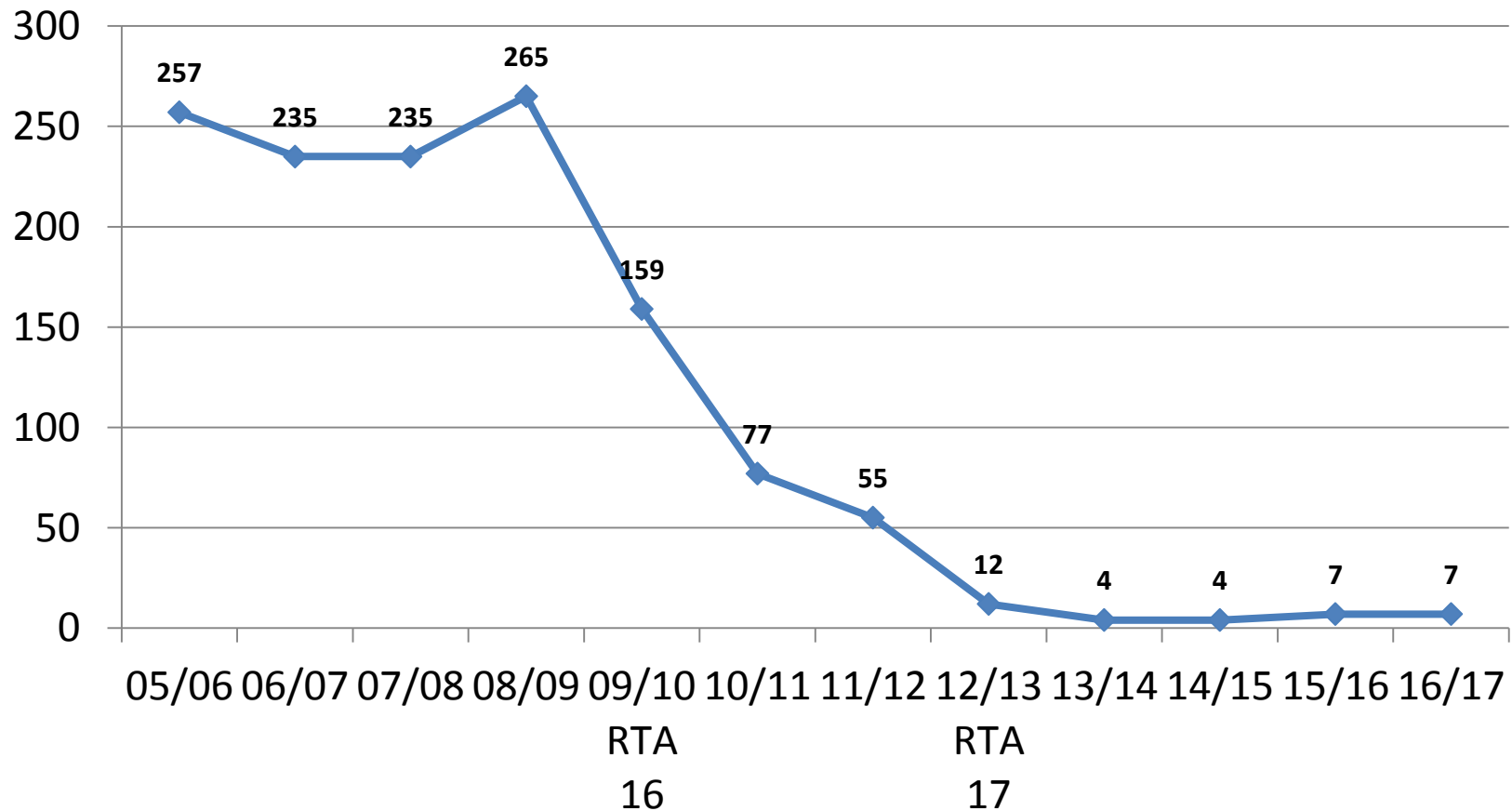
Department of Children and Families CJTS Admissions by FY, 2006-17



DOC Manson Youth Institution (male) Under Age 18 Admissions, Sentenced & Pre-trial by FY, 2007-2017




DOC York Correctional Institution (female) Under Age 18 Admissions, Sentenced and Pretrial by FY, 2007-2017



Incarceration Goal Summary

Goal: 30% Reduction



Juvenile Detention Centers

FY14 Baseline	2,334
Goal (by FY18)	1,868
Progress through FY17	1,329
Percent reduction	-43.1%

- **Status:** Goal Achieved


CT Juvenile Training School

FY14 Baseline	222
Goal (by FY18)	178
Progress through FY17	113
Percent reduction	-49.1%

- **Status:** Goal Achieved

Incarceration Goal Summary

Goal: 30% Reduction




Males Admitted to MYI

FY14 Baseline	146
Goal (by FY18)	102
Progress through FY17	103
Percent reduction	-29.5%

- **Status:** On Track to achieve goal

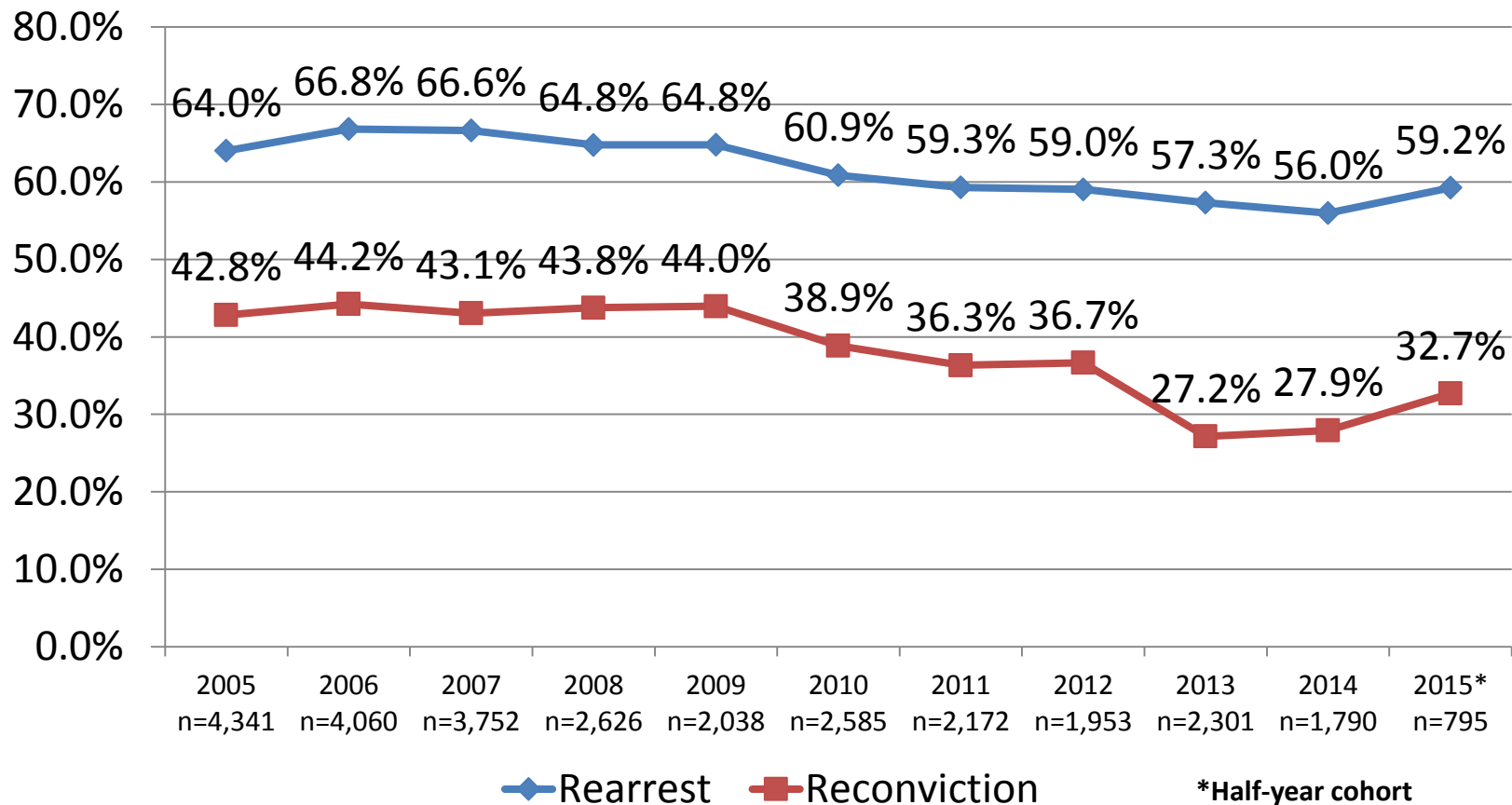
Females Admitted to York

Status: Annual admissions to York Correctional have remained below 10 for the past four years

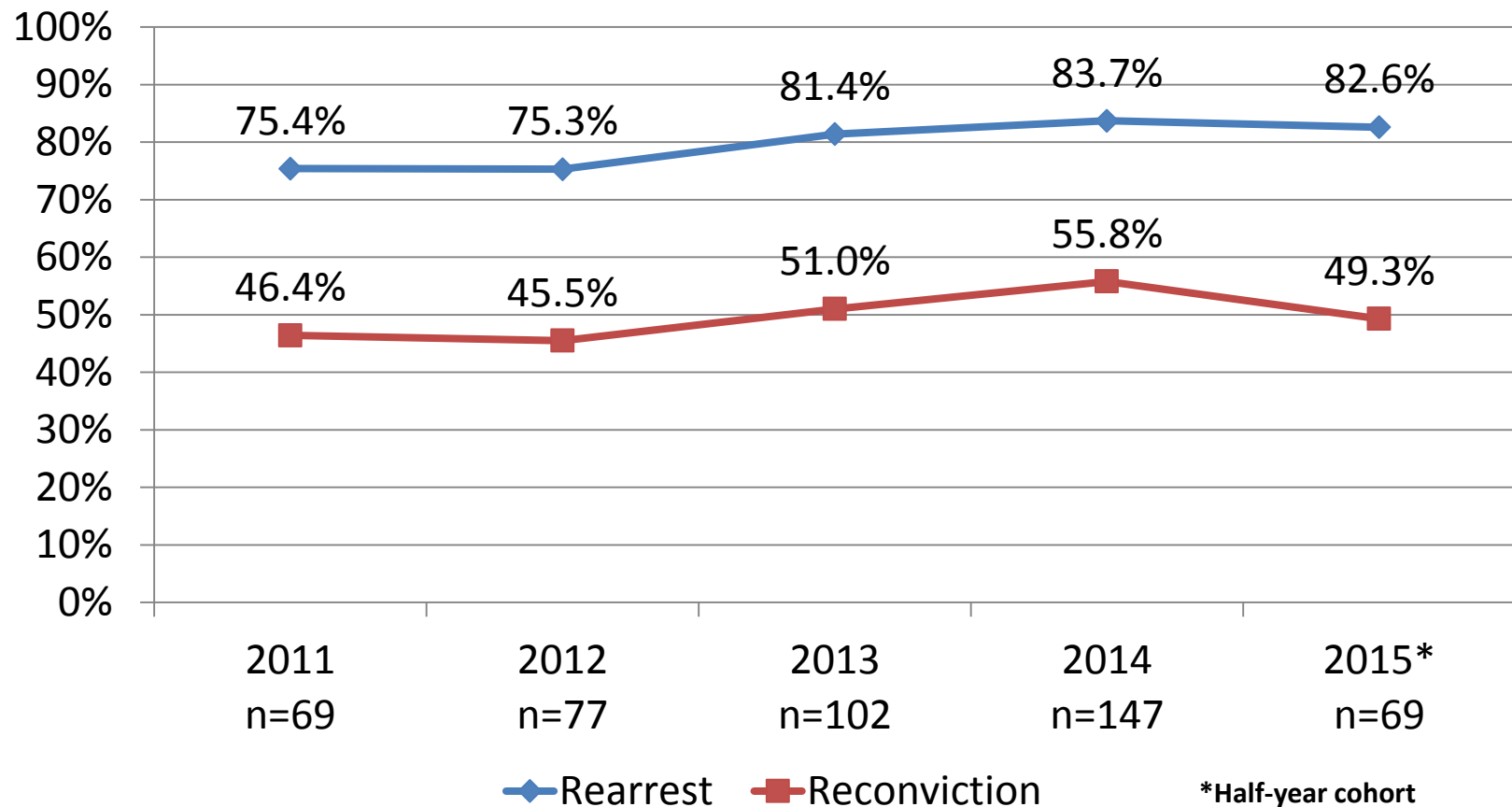


Recidivism

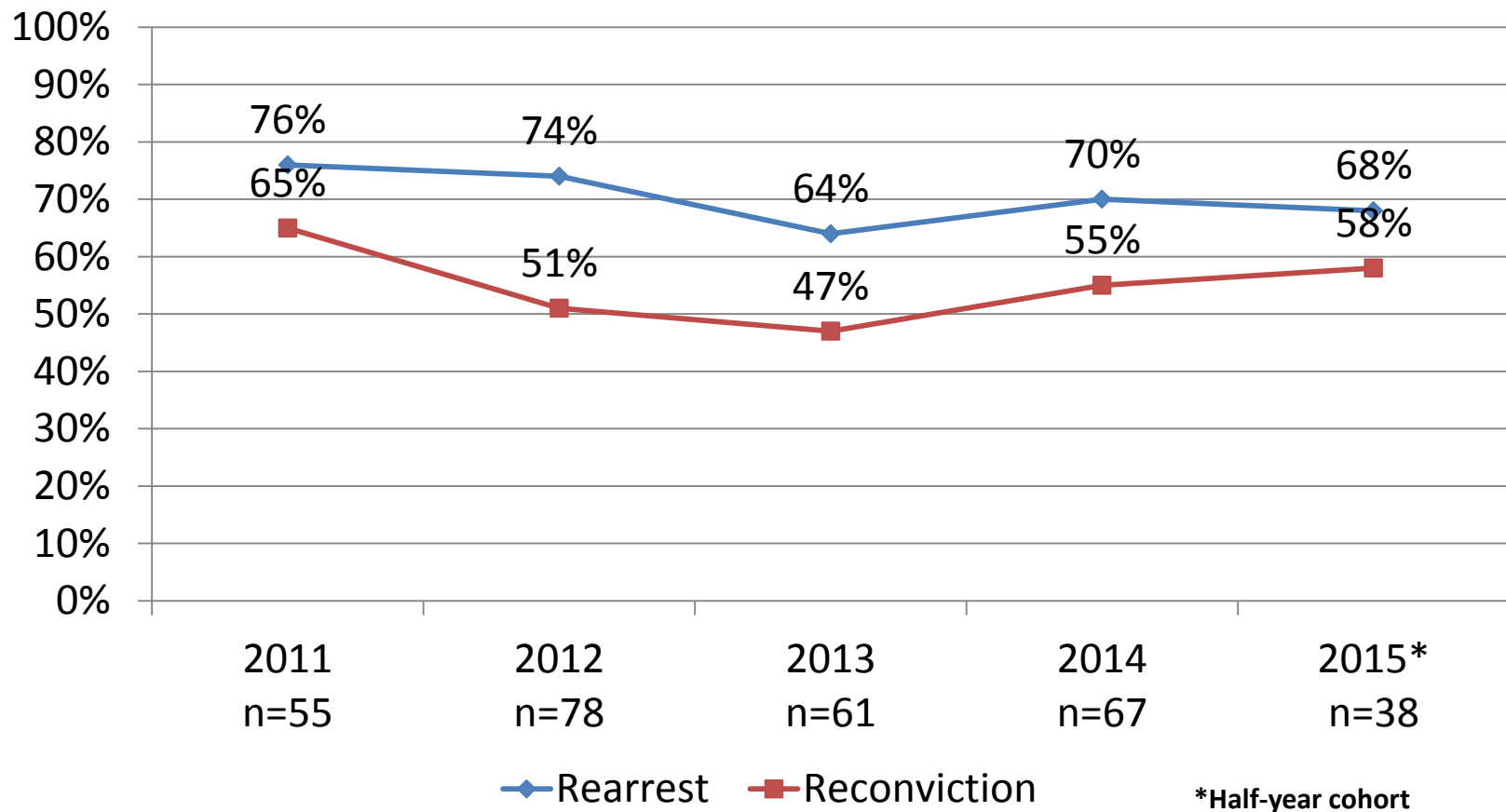
24-month Recidivism Rates, Juveniles Starting Probation/Supervision by year, CY 2005-2015



24-month Recidivism Rates, Juveniles Released from CJTS by year, CY 2011-2015



24-month Recidivism Rates, Waived Youth Released from MYI by year, CY 2011-2015




Recidivism Goal Summary

Goal: 10% Reduction in Re-arrest Rate

Adjudicated Youth on Probation		Youth Released from CJTS		Youth Released from DOC	
FY12 Baseline	60%	CY12 Baseline	75%	CY12 Baseline	76%
Goal (by CY16)	54%	Progress through CY15 (YTD)	82.6%	Progress through CY15 (YTD)	70.1%
Progress through CY15 (YTD)	59.2%	Percent increase	9.7%	Percent reduction	-7.8%
Percent reduction	-1.3%				
<ul style="list-style-type: none"> Status: Slow progress toward goal 		<ul style="list-style-type: none"> Status: Increase from baseline 		<ul style="list-style-type: none"> Status: Decrease from baseline and approaching 10% reduction 	


Summary and Next Steps



- Many indicators are approaching or have exceeded the goals set in June 2015
- Further analysis is needed on recidivism rates to inform workgroup recommendations
- New strategic planning process should focus on continuum needed for youth in the deepest end of the system
- Strategic goal supplemental data, including disaggregation by race/ethnicity and gender, will be distributed to workgroups
- The final report on the 3 year goals will be in October 2018
- Efforts are underway to include program-level outcomes as part of the 2018 report

Judicial Branch

Program Data Collection



Examples of data collected on primary program models:


- Referral trends and capacity utilization
- Fidelity of service delivery
- Completion of services
- Re-arrest rates
- Data collected primarily through electronic databases

Department of Children and Families Program Data Collection




Data collected on programs serving justice system involved youth include:

- Services utilization and completion
- Client outcomes and program metrics
- Recidivism while in program
- Data collected in electronic database and in excel form
- Quality assurance monitoring contracts for Evidence Based Practices




Population and System Metrics Report


Population and System Metrics Report




- Intent is to provide periodic picture of the JJ system using population and system indicators
- JJ System indicators are consistent with the RBA Implementation Plan adopted by JJPOC in 2016
- Expanded set of wellness and education indicators for all CT children
- Data Development Agenda identifies intersections between education, housing stability, wellness, and juvenile justice
- Summary of indicator trends on page 5 of the report



Juvenile Parole Recidivism Report



Discussion



***Next JJPOC
Meeting
November 16th,
2017
2:00-4:00 PM***