

## Value Line

Value Line provides investors with accurate and independently created research information, in any format, and teaches how to use it effectively to help meet financial objectives.

The **Ratings & Reports** section contains one-page reports about approximately 1,700 companies and approximately 98 industries. Each company report contains, among other things, Value Line's Timeliness<sup>TM</sup>, Safety, and Technical ranks, financial and stock price forecasts for the coming 3 to 5 years, an analyst's written commentary, and much more. For detailed information, please click on EDUCATION and go to either "How to Invest in Common Stocks" or to the "Quick Study Guide."

The **Selection & Opinion** section contains Value Line's latest economic and stock market forecasts, one-page write-ups about interesting and attractive stocks, model portfolios, and financial and stock market statistics.

The **Summary & Index** contains an index of all stocks in the Investment Survey as well as many up-to-date statistics to keep investors informed about the latest company results. It also contains a variety of stock "screens" designed to help investors quickly identify companies with characteristics that match their investing goals.

Note: The Timeliness ranks in pdf-formatted reports on companies are often different than those in the Value Line Stock Screener as Value line full-page company reports are updated once every three months on a regular cycle. The Timeliness ranks that appear in those reports are the ones that were current when the report was printed. (You can find a date in the lower right corner at the end of the analytical text.)

### 1. The Value Line Investment Survey - Standard Edition

(Direct link to the Value Line Investment Survey - Standard Edition

<http://valueline.com/secure/vlispdf/stk1700/index.aspx>)

- Go to Home Page (<http://www.valueline.com/>)
- Click on **My Value Line** from the tabs located on heading
- Click on **Standard Edition** under **Quick Index** located on left column
- Click on **Survey Issues**
- Click on **Current Issues** or **Back Issue** to retrieve the required information

### 2. Look-up By Industry

(Direct Link: <http://www.valueline.com/secure/vlispdf/stk1700/industry.aspx>)



- Click on **My Value Line** from the tabs located on heading
- Click on **Standard Edition** under **Quick Index** located on left column

- Click on **Survey Issues**
- Click on Lookup Industry
- Enter the Industry name

Enter the Industry Name:

Bank	Search
------	--------

Total Industries: 4

<a href="#">Industry (Company Breakdown)</a>	Industry Report	<a href="#">Industry Rank</a>	<a href="#">Issue Date</a>
<a href="#">Bank</a>		87	08/22/2008
<a href="#">Bank (Canadian)</a>		74	10/31/2008
<a href="#">Bank (Foreign)</a>	N/A	N/A	08/22/2008
<a href="#">Bank (Midwest)</a>		91	09/19/2008

- Click on Pdf file to view the report

### 3. Look-up By Company



(Direct Link : <http://www.valueline.com/secure/vlispdf/stk1700/lookup.aspx>)

- Click on **My Value Line** from the tabs located on heading
- Click on **Standard Edition** under **Quick Index** located on left column
- Click on **Survey Issues**
- Click on Lookup Company

Enter the Ticker, Company or Industry Name:  Search By ☐ Company ☐ Industry ☐ Ticker

Symbol

### Search Results (1)

<a href="#">Company (Ticker)</a>	Alert	PDF	HTML	<a href="#">Industry</a>	Time/Perf Rank	Report Date
<a href="#">Bank of America (BAC)</a>				<a href="#">Bank</a>	5 (T)	<a href="#">8/22/2008</a>

- Enter the company name or ticker
- Click on the PDF file to view the document

# Screening

The Stock Screener helps to find a specific stock by company name or by stock ticker symbol. After you enter the name or ticker, you may select various screening criteria or go directly to the bottom of the page and click "Search."

**Value Line Investment Survey - Standard Edition - Stock Screener**

Create a Saved Screen  
After selecting your screening criteria, click **Save Screen As** and name your screen file.  
**Save Screen As**  
**Open a Saved Screen**  
Click **Browse...** to locate and select the saved screen, then click **Open**. Your screening criteria will be loaded.

Open Saved Screen:  **Browse...** **Open**

**Company Information**

Company Name:  **Search** **Reset All**

Ticker Symbol(s):  For multiple tickers, separate them by spaces.

**International**  
ALL  
US Only  
Foreign Only  
Canada  
United Kingdom

**Industry**  
Auto & Truck  
Auto Parts  
Bank  
Bank (Canadian)  
Bank (Foreign)

**Social Responsibility**  
Include Any  
Involved with Adult Entertainment  
Not involved with Adult Entertainment  
Involved with Alcohol

**Value Line Ranks**

**Timeliness Rank**  
☐ 1 ☐ 2 ☐ 3 ☐ 4 ☐ 5 (Stocks in Standard Edition only)

**Safety Rank**  
☐ 1 ☐ 2 ☐ 3 ☐ 4 ☐ 5

**Technical Rank**  
☐ 1 ☐ 2 ☐ 3 ☐ 4 ☐ 5

**Financial Strength**  
☐ A++ ☒ A+ ☒ A ☒ B+ ☒ B ☐ C++ ☐ C+ ☐ C

**Value Line Preset Screens** (Stocks in Standard Edition only)  
Bargain Basement Stocks  
Best Performing Stocks  
Biggest Free Flow Cash Generator  
High Returns Earned on Total Capital  
Highest Dividend Yielding Non-Utility Stocks

**Additional Stock Information**

#	Selected Fields	Minimum Value	Maximum Value	Remove All
1	<input type="text"/>	<input type="text"/>	<input type="text"/>	<a href="#">Remove</a>
2	<input type="text"/>	<input type="text"/>	<input type="text"/>	<a href="#">Remove</a>
3	<input type="text"/>	<input type="text"/>	<input type="text"/>	<a href="#">Remove</a>

Output

Value Line Investment Survey - Windows Internet Explorer

http://www.value-line.com/secure/vldpf/491700/ScreenResults.aspx

Value Line Investment Survey

Value Line® Welcome to The Most Trusted Name In Investment Research®

Home My Value Line® Education Products & Services About Value Line Support Site Map

Symbol Quotes Symbol Lookup

Value Line Stock Screener - Results Table

Results: 1 - 17 of 17 stock(s) - Previous 1 - 17 Next -

Report Results Print Friendly Show Basic Columns Open Database Screener with selected stocks

☐ Company (Ticker)

	Domestic Code	Industry Name	Financial Strength
<input type="checkbox"/> (1) Bank of America (BAC)	US	Bank	B++
<input type="checkbox"/> (2) Bank of Hawaii (BOH)	US	Bank	B++
<input type="checkbox"/> (3) Bank of New York Mellon (BK)	US	Bank	A
<input type="checkbox"/> (4) BBAT Corp. (BBT)	US	Bank	A
<input type="checkbox"/> (5) City National Corp. (CYN)	US	Bank	B++
<input type="checkbox"/> (6) Cullen/Frost Bankers (CFB)	US	Bank	B++
<input type="checkbox"/> (7) JPMorgan Chase (JPM)	US	Bank	B++
<input type="checkbox"/> (8) M&T Bank Corp. (MTB)	US	Bank	A
<input type="checkbox"/> (9) Pacific Cap. Bancorp (PCBC)	US	Bank	B++
<input type="checkbox"/> (10) PNC Financial Serv. (PNC)	US	Bank	B++
<input type="checkbox"/> (11) State Street Corp. (STT)	US	Bank	A
<input type="checkbox"/> (12) SunTrust Banks (STT)	US	Bank	A
<input type="checkbox"/> (13) Sunquiana Bancorp. (SUSQ)	US	Bank	B+
<input type="checkbox"/> (14) Wells Fargo (WFC)	US	Bank	A+
<input type="checkbox"/> (15) Whitney Holding (WTHV)	US	Bank	B+
<input type="checkbox"/> (16) Wilmington Trust (WLT)	US	Bank	A
<input type="checkbox"/> (17) Zions Bancorp. (ZION)	US	Bank	B+

Factual material is obtained from sources believed to be reliable, but the publisher is not responsible for any errors or omissions, or for the results of actions taken based on information contained herein. Nothing herein should be construed as an offer to buy or sell securities or to give individual investment advice. © 2008 Value Line Publishing, Inc. RIGHTS OF REPRODUCTION AND DISTRIBUTION ARE RESERVED TO THE PUBLISHER. The Publisher does not give investment advice or act as an investment advisor. Value Line, Inc., its subsidiaries, its parent corporation and its subsidiaries, and their officers, directors or employees as well as certain investment companies or investment advisory accounts for which Value Line, Inc. acts as investment advisor, may own stocks that are mentioned on the Value Line Web site.

start

Value Line - Article TS...

Value Line - Microsoft

Internet

100%

4:40 PM

Once you're satisfied with your screening criteria, you may save this filter for future use. You may do so by clicking "**Save Screen As**" from the top page of the web site. You will be prompted to download a text file.

Click "**save**" then names your text file accordingly.  
To retrieve your saved filter, click on the "**browse**" button and search for the text file that you've previously saved.

Value Line Investment Survey - Windows Internet Explorer

http://www.value-line.com/secure/vlspdf/991700/screener.aspx

Value Line Investment Survey

Value Line® Welcome to The Most Trusted Name In Investment Research®

Home My Value Line Education Products & Services About Value Line Support Site Map

Symbol Quote Symbol Lookup

Investment Survey

Description

Survey Issues

Lookup Industry

Lookup Company

Rank Changes

Supplementary Reports

Stock Screening

Custom Report

Model Portfolios

Subscriber Portfolio

Historical Reports

The Top 100 - Value Line's #1 Rank Stocks

Stock Screener Help

Questions and Answers

How to screen a stock

How to save a screen

How to customize your display

Glossary

Products

Stocks

Mutual Funds

Options

Convertible

Special Situations

Support

FAQs

How To Guides

Contact Us

Requirements

The Value Line Investment Survey - Standard Edition - Stock Screener

Create a Saved Screen

After selecting your screening criteria, click **Save Screen As** and name your screen file.

Save Screen As

Open a Saved Screen

Click **Browse...** to locate and select the saved screen, then click **Open**. Your screening criteria will be loaded.

Open Saved Screen: Browse Open

Company Information

Company Name: Search Reset All

International

ALL

US Only

Foreign Only

Canada

United Kingdom

Industry

Auto & Truck

Auto Parts

Blank

Bank (Canada)

Bank (Foreign)

(To select more)

Value Line Ranks

Timeliness Rank

1 2

Safety Rank

1 2

Technical Rank

1 2 3 4 5

Financial Strength

A++ A+ A B+ B B- C++ C+ C

Value Line Preset Screens (Stocks in Standard Edition only)

Bargain Basement Stocks

Best Performing Stocks

Biggest Free Flow Cash Generator

High Returns Earned on Total Capital

Highest Dividend Yielding Non-Utility Stocks

Additional Stock Information

>> Mouse over here to select a field <== Or select a field name here ==>

# Selected Fields Minimum Value Maximum Value Remove All

1 2 3

File Download

Do you want to open or save this file?

Name: MyScreenFilter.txt

Type: Text Document, 256 bytes

From: www.value-line.com

Open Save Cancel

While files from the Internet can be useful, some files can potentially harm your computer. If you do not trust the source, do not open or save this file. [Learn more.](#)

responsibility

Any with Adult Entertainment

Involved with Adult Entertainment

with Alcohol

Download from site: http://www.value-line.com/secure/vlspdf/991700/SaveToFile.aspx

start

My Value Line - Wind

Value Line - Microsoft

Internet

100%

4:54 PM